



Social Policy Outcomes Mapped Across Washington

Henry Potrykus, Ph.D.
Patrick Fagan, Ph.D.

January, 2013

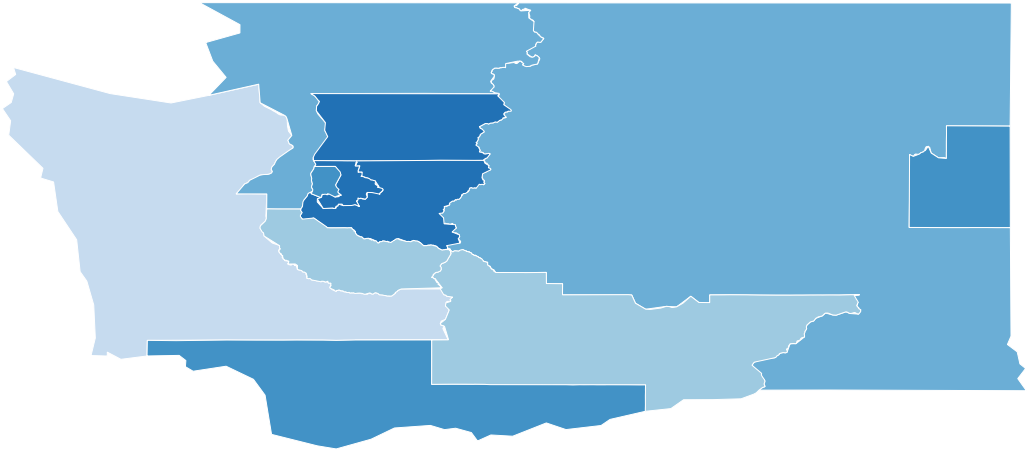
MARRI 801 G St. NW, Washington, DC 20001. Tel.: 202.393.2100
<http://marri.us/index3/states/>

Washington

Fraction of Families Intact

Fraction Range

- [0.56,0.71]
- [0.5,0.56]
- [0.47,0.5)
- [0.44,0.47)
- [0.4,0.44)
- [0.36,0.4)
- [0.15,0.36)

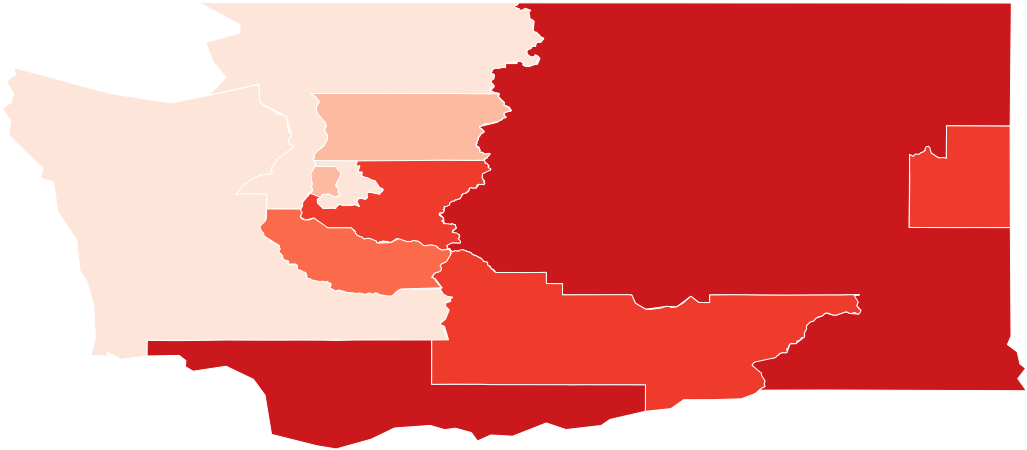


Washington

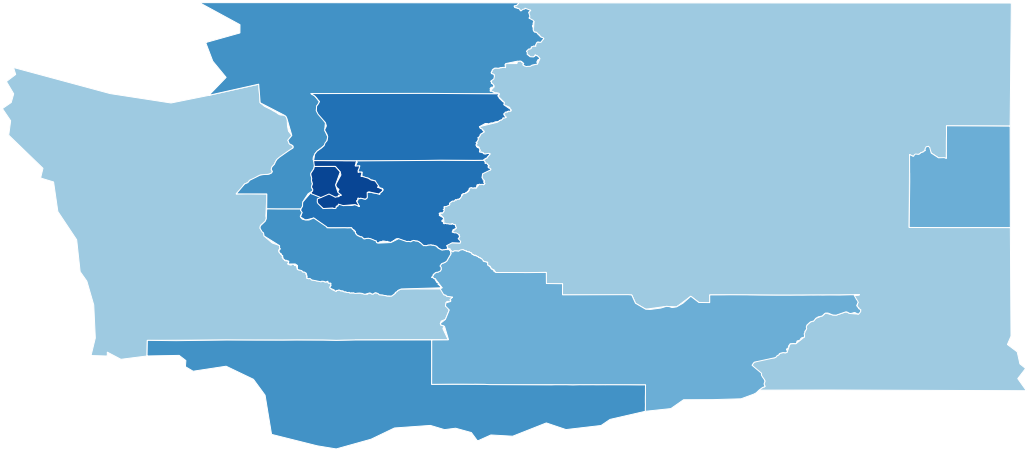

Teenage out-of-wedlock births, fraction of all births

Fraction Range

- [0.09,0.18]
- [0.07,0.09]
- [0.06,0.07]
- [0.05,0.06]
- [0.04,0.05]
- [0.03,0.04]
- [0,0.03)



Washington Earnings, average per 25- to 54- year- old male

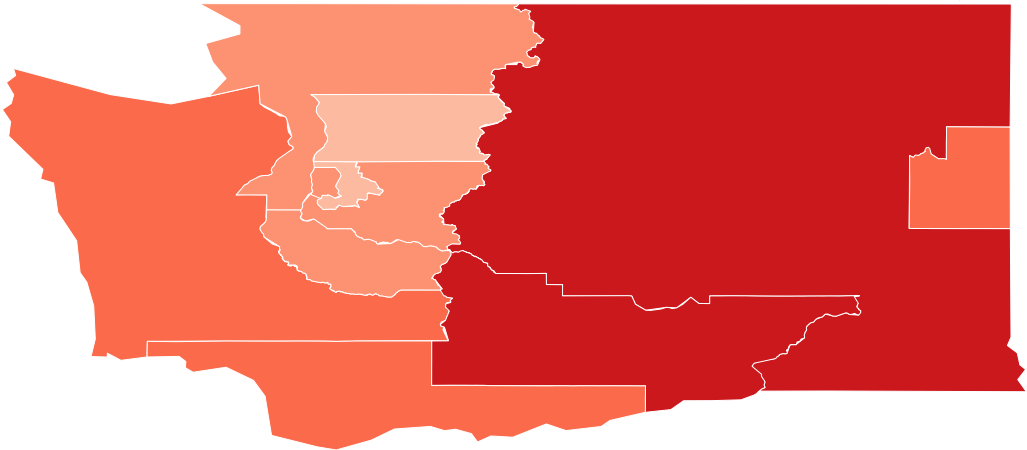


Washington

Persons below poverty line, fraction of overall population

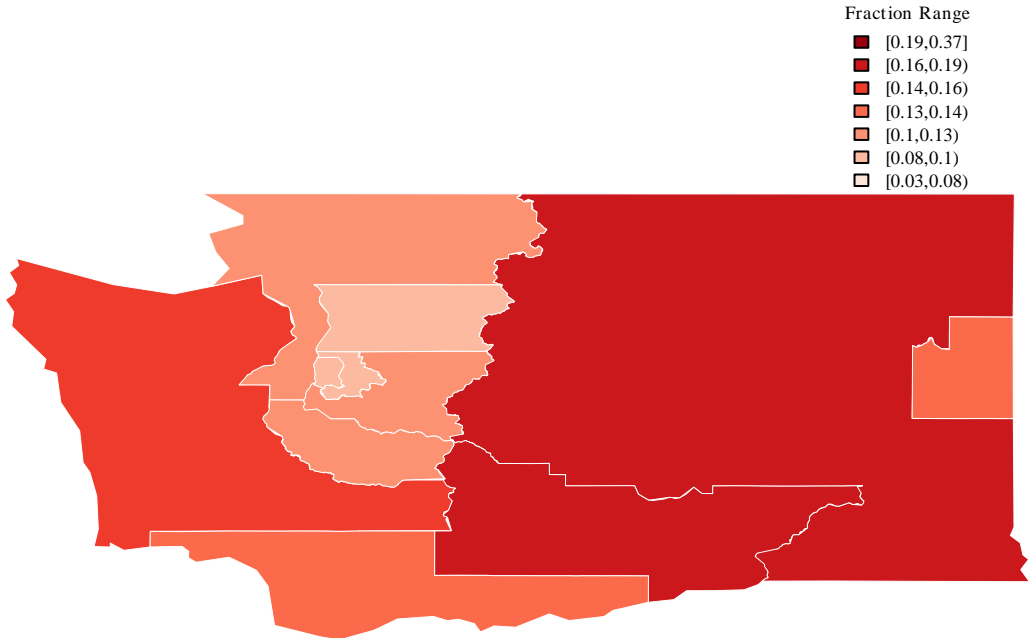
Fraction Range

- [0.19,0.37]
- [0.16,0.19)
- [0.15,0.16)
- [0.13,0.15)
- [0.11,0.13)
- [0.09,0.11)
- [0.03,0.09)



Washington

Persons below poverty line, fraction of 25– to 54– year– old females

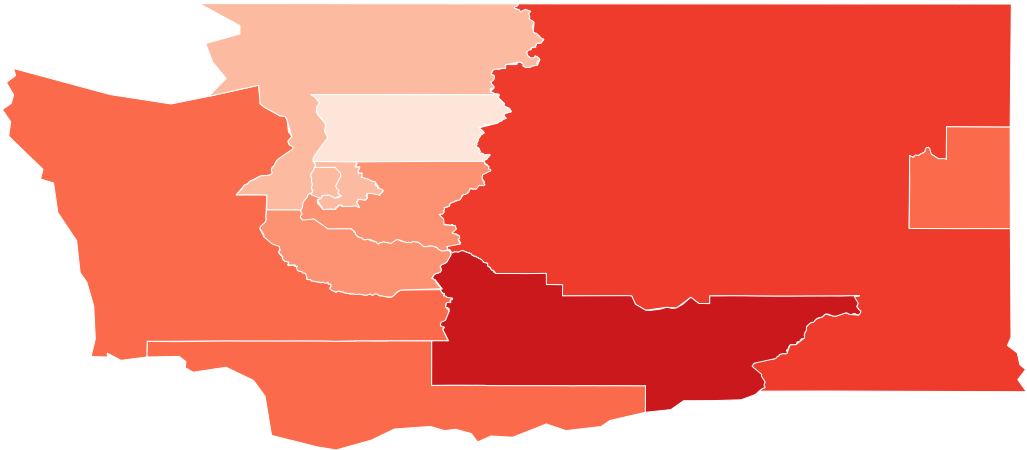


Washington

Persons below poverty line, fraction of minors

Fraction Range

- [0.28,0.5]
- [0.24,0.28)
- [0.21,0.24)
- [0.18,0.21)
- [0.15,0.18)
- [0.12,0.15)
- [0.03,0.12)

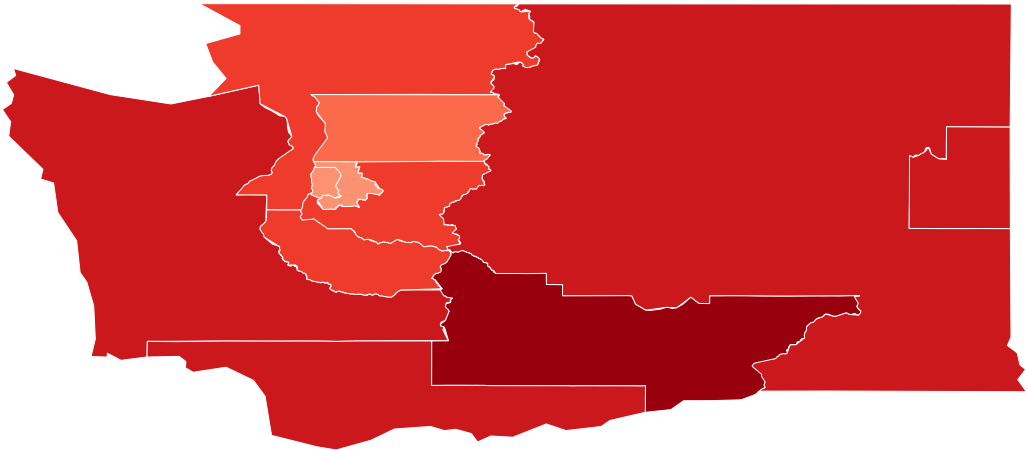


Washington

Food stamp recipients, fraction of households

Fraction Range

- [0.15,0.43]
- [0.12,0.15]
- [0.1,0.12]
- [0.09,0.1)
- [0.07,0.09)
- [0.05,0.07)
- [0.01,0.05)

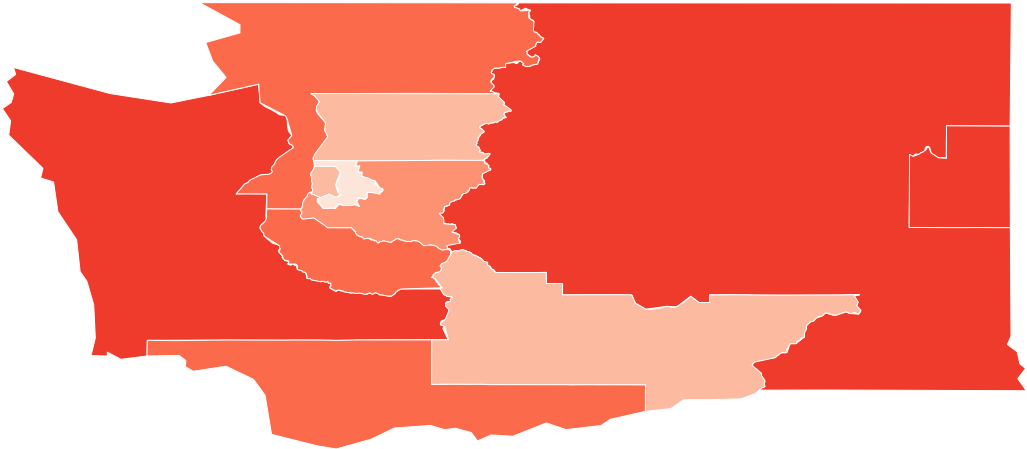


Washington

Social Security Disability Income, average per 25- to 54-year-old

Dollar Range

- [370,900]
- [300,370)
- [270,300)
- [230,270)
- [190,230)
- [150,190)
- [60,150)

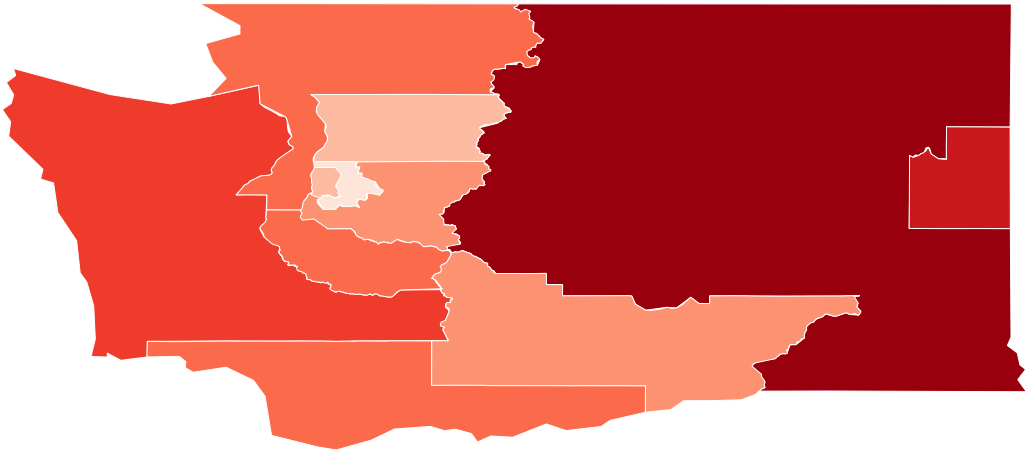


Washington

Social Security Disability Income, average per 25- to 54-year-old male

Dollar Range

- [380,1180]
- [320,380)
- [270,320)
- [230,270)
- [180,230)
- [150,180)
- [60,150)

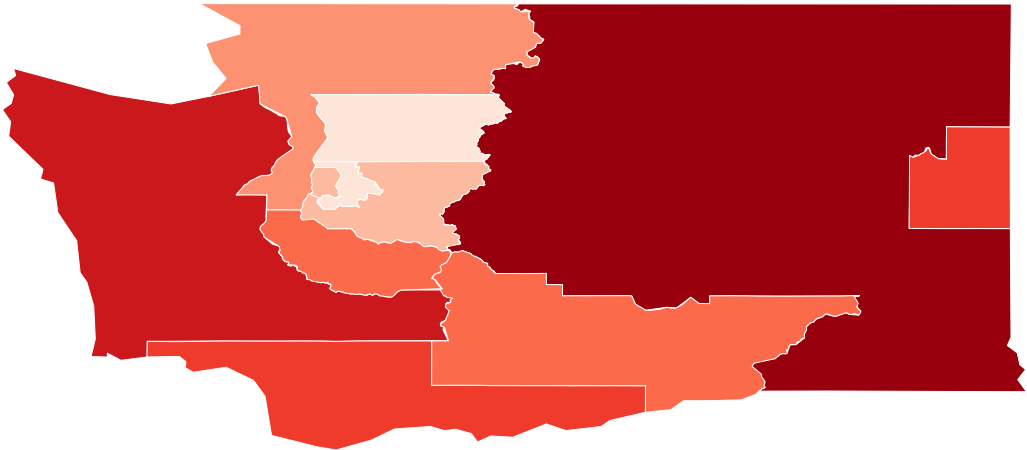


Washington

Supplemental Security Income (SSI), average per 25- to 54-year-old male

Dollar Range

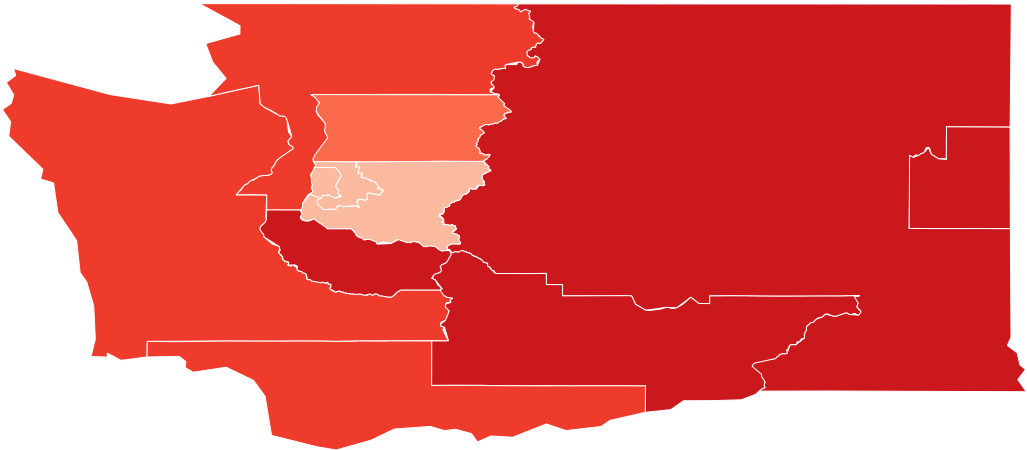
- [210,490]
- [180,210]
- [150,180]
- [120,150]
- [100,120]
- [80,100]
- [20,80]



Washington
Supplemental Security Income (SSI),
average per 25- to 54- year- old female

Dollar Range

- [240,540]
- [200,240]
- [160,200]
- [140,160]
- [110,140]
- [90,110]
- [30,90]

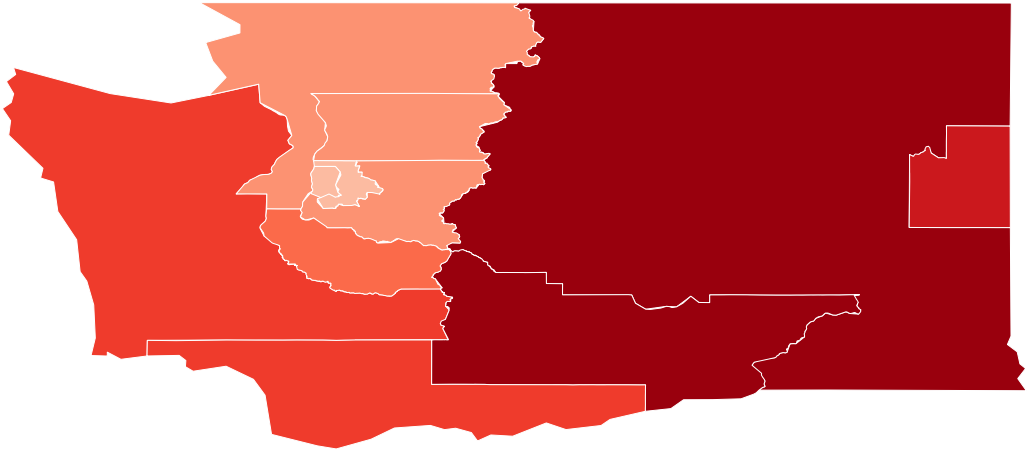


Washington

Public healthcare, fraction of minors receiving

Fraction Range

- [0.46,0.75]
- [0.39,0.46]
- [0.35,0.39]
- [0.31,0.35]
- [0.27,0.31]
- [0.21,0.27]
- [0.08,0.21]



Washington
Private healthcare,
fraction of 25- to 54- year- olds covered

