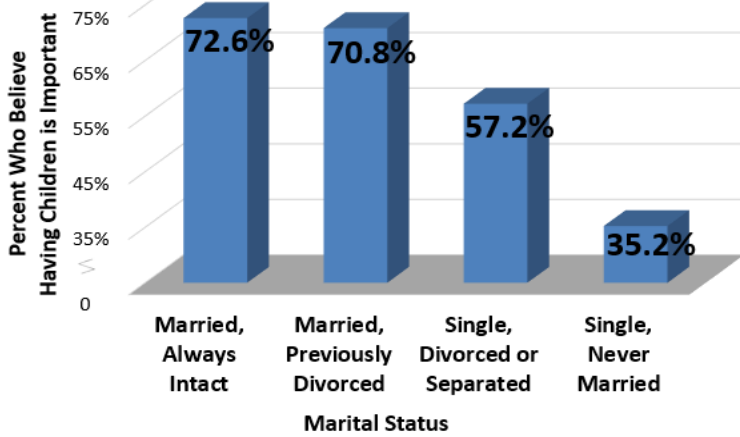


The Personal Importance of Having Children By Family Structure and Religious Practice

The Personal Importance of Having Children

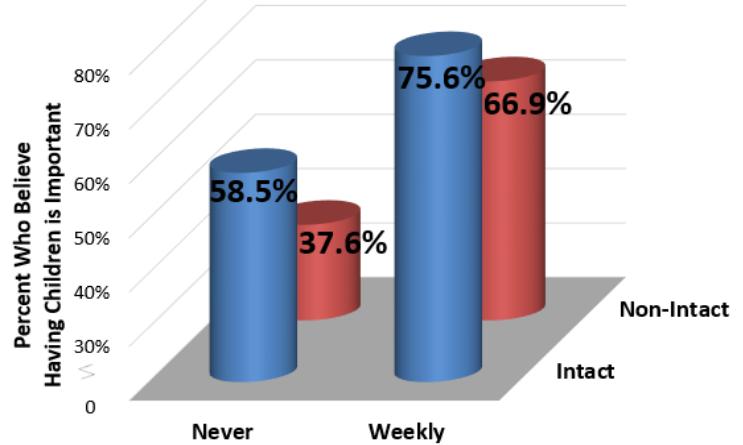
By Family Structure



Source: General Social Survey, 1972-2006

The Personal Importance of Having Children

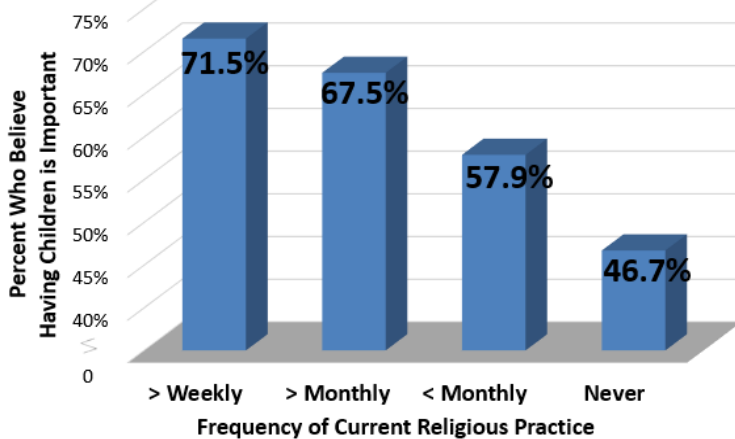
By Family Structure and Religious Practice



Source: General Social Survey, 1972-2006

The Personal Importance of Having Children

By Religious Practice



Source: General Social Survey, 1972-2006

These charts group the data in four categories, with two different subsets for each of two major variables, frequency of religious attendance (weekly vs. never) and marital status (always intact vs. "all others").

The always intact subset consists of adults in always-intact marriages.

The resultant four categories are 1) always intact marital status with weekly religious attendance; 2) always intact marital status with no religious attendance; 3) "all others" marital status with weekly religious attendance; and 4) "all others" marital status with no religious attendance.

These charts draw on data collected by the General Social Surveys, 1972-2006. From 1972 to 1993, the sample size averaged 1,500 each year. No GSS was conducted in 1979, 1981, or 1992. Since 1994, the GSS has been conducted only in even-numbered years and uses two samples per GSS that total approximately 3,000. In 2006, a third sample was added for a total sample size of 4,510.

The Personal Importance of Having Children by Family Structure and Religious Practice

Family Structure: According to the General Social Survey (GSS), 72.6 percent of always-intact married adults believed in the importance of having their own children, followed by 70.8 percent of married, previously-divorced adults, 57.2 percent of single, divorced or separated adults and 35.2 percent of single, never-married adults.¹

Religious Practice: According to the General Social Survey (GSS), 71.5 percent of adults who worshiped at least weekly believed in the importance of having their own children, followed by 67.5 percent of those who worshiped between one and three times a month, 57.9 percent of those who attended religious services less than once a month, and 46.7 percent of those who never attended religious services.

Family Structure and Religious Practice Combined: According to the General Social Survey (GSS), 75.6 percent of adults in always-intact marriages who attended religious services at least weekly believed in the importance of having their own children, followed by 66.9 percent of all other adults who worshiped at least weekly, 58.5 percent of adults in always-intact marriages who never attended worship, and 37.6 percent of all other adults who never attended religious services.

It is worth noting that the frequency of religious worship seems to have greater influence in shaping this attitude than marital experience does.

Patrick F. Fagan, Ph.D.

Dr. Fagan is senior fellow and director of the Marriage and Religion Research Institute (MARRI) at Family Research Council. Dr. Nagai is a visiting fellow at Family Research Council.

Althea Nagai, Ph.D.

¹ These charts draw on data collected by the General Social Surveys, 1972-2006. From 1972 to 1993, the sample size averaged 1,500 each year. No GSS was conducted in 1979, 1981, or 1992. Since 1994, the GSS has been conducted only in even-numbered years and uses two samples per GSS that total approximately 3,000. In 2006, a third sample was added for a total sample size of 4,510.